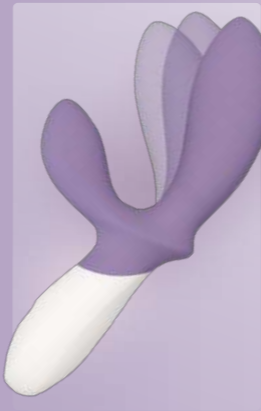


LELO

LOKI Wave™ 2



USER MANUAL

LOKIWave2_PUB1_Q123

Indulge in a powerful prostate massage
and discover new depths of pleasure.

Enjoy it often, wisely and with care.

Congratulations on acquiring LOKI Wave™ 2.

Before getting more closely acquainted with it, please take a moment to look through this user manual.

IMPORTANT

Your pleasure object has been locked for transportation.

To unlock, simply connect the charger or see below.

SAFETY

This device should be used by persons aged 18 years and over. Persons with reduced physical, sensory or mental capabilities or lack of experience and knowledge should use the device only if they have been given supervision or instruction concerning the use of the device in a safe way and understand the hazards involved. Minors should not use the device and should not clean and/or use the device unsupervised.

COMPLIANCE STATEMENT

a. WARNING

Please take note that changes or modifications not expressly approved in writing by the party responsible for compliance could void the user's authority to operate the equipment and/or void any relevant warranties.

b. FCC and IC statements

This device complies with Part 15 of the FCC Rules and Industry Canada license-exempt RSS.

Operation is subject to the following two conditions:

- (1) This device may not cause harmful interference, and
- (2) This device must accept any interference received, including interference that may cause undesired operation.

This class B digital apparatus complies with Canadian ICES-003.

b. Déclarations relatives à la FCC et à l'IC

Cet appareil répond aux exigences de l'article 15 du Règlement de la FCC et aux normes RSS exemptes de licence d'Industrie Canada. Son fonctionnement est soumis aux deux conditions suivantes :

- (1) cet appareil ne doit pas causer d'interférences nuisibles, et
- (2) il doit accepter toute interférence reçue, notamment celles susceptibles d'entraîner un fonctionnement non désiré.

Cet appareil numérique de classe B est conforme à la norme canadienne NMB-003.

NOTE

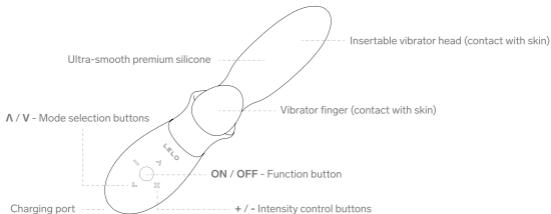
This equipment has been tested and found to comply with the limits for a Class B digital device, pursuant to Part 15 of the FCC Rules. These limits are designed to provide reasonable protection against harmful interference in a residential installation. This equipment generates, uses, and can radiate radio frequency energy and, if not installed and used in accordance with the instructions, may cause harmful interference to radio communications. However, there is no guarantee that interference will not occur in a particular installation. If this equipment does cause harmful interference to radio or television reception, which can be determined by turning the equipment off and on, the user is encouraged to try to correct the interference by one or more of the following measures:

- Reorienting or relocating the receiving antenna.
- Increasing the separation between the equipment and receiver.
- Connecting the equipment to an outlet on a circuit different from that to which the receiver is connected.
- Consulting the seller, the device dealer or an experienced radio/TV technician for help.

Il peut être utilisé dans des conditions d'exposition portable sans restriction.

Cet équipement est conforme aux limites d'exposition stipulées par IC RSS-102 pour un environnement non contrôlé. Les utilisateurs peuvent obtenir des renseignements canadiens sur l'exposition aux fréquences radio et sur la conformité.

GETTING TO KNOW YOUR LOKI Wave™ 2



USING LOKI Wave™ 2

Before the first use, charge your LOKI Wave™ 2 for 2 hours.

The interface of your device may be locked. Hold down **+** and **-** for 3 seconds.

Press the **On/Off** button to turn it on.

Press the **A** or **V** button to switch between 12 modes.

Use the **+** and the **-** buttons to increase or decrease the intensity.

Press and hold the **On/Off** button to turn it off.

USING LOKI Wave™ 2

LOKI Wave™ 2



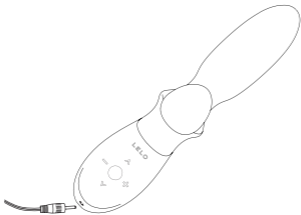
How to hold



Tip: For an even more pleasurable sensation, apply a liberal amount of LELO Personal Moisturizer to your body and to LOKI Wave™ 2 before and during use.

CHARGING YOUR LOKI Wave™ 2

- Insert the DC plug into the DC port at the base of your LOKI Wave™ 2.
- Insert the mains plug into a USB Port. The LED on the interface of your LOKI Wave™ 2 will pulse to indicate it is charging. When it is fully charged, the LED will emit a steady glow. When the battery is running low, the LED on your LOKI Wave™ 2 will emit a blinking white light.



Only use original chargers provided by LELO with your LOKI Wave™ 2.

CLEANING, STORAGE, AND SAFETY

Using LOKI Wave™ 2 with hand creams or silicone-based lubricants may make the silicone permanently tacky.

LOKI Wave™ 2 is fully waterproof, making cleaning simple. Rinse and spray with LELO Toy Cleaner, then rinse again and allow it to dry.

Always clean your LOKI Wave™ 2 thoroughly before and after each use. You can wash the silicone with warm water and antibacterial soap, rinse with clean hot water, and pat dry with a lint-free cloth or towel. Never use cleansers containing alcohol, petrol, or acetone.

Avoid leaving your LOKI Wave™ 2 in direct sunlight, and NEVER expose it to extreme heat. Store your LOKI Wave™ 2 in a dust-free place and keep it away from products of other materials.

The appliances must only be supplied at SELV.

TROUBLESHOOTING

The LED on your LOKI Wave™ 2 does not pulse when the charger is connected

- The battery is drained and will require several minutes to acknowledge that it is being charged.
- The charger is not properly connected. Check wall and DC sockets.

Your LOKI Wave™ 2 does not activate when the On/Off button is pressed

- The battery is empty. Recharge your LOKI Wave™ 2.
- The interface of your LOKI Wave™ 2 is locked.

Hold down + and – for 5 seconds.

If you experience any other problems with your LOKI Wave™ 2 or if you have any questions regarding the operation, please contact:

customercare@lelo.com

SPECIFICATIONS

Materials: Body-safe silicone, ABS plastic

Finish: Smooth

Size: 196 x 91 x 42 mm / 7.7 x 3.6 x 1.7 in

Insertable length: 100 mm / 3.9 in

Weight: 196 g / 6.9 oz

Battery: Lithium 850 mAh 3.7 V

Charging: Up to 2 h at 5.0 V 750 mA

User time: Up to 1 h

Standby: Up to 90 days

Frequency: 122 Hz

Max. noise level: 60 dB

Interface: 5 buttons

REGISTER WARRANTY

To activate your 1-year Limited Warranty, register the number provided on the LELO Authenticity Card at LELO.COM/SUPPORT.

1-YEAR WARRANTY

LELO warrants this pleasure object for a period of ONE (1) YEAR, after the date of original purchase, against defects due to faulty workmanship or materials.

The warranty covers working parts that affect the function of the pleasure object. It does NOT cover cosmetic deterioration caused by fair wear and tear or damage caused by accident, misuse, or neglect. Any attempt to open or take apart the pleasure object (or its accessories) will void the warranty.

If you discover a defect and notify LELO during the warranty period, LELO will, at its discretion, replace the pleasure object free of charge. Claims under warranty must be supported by reasonable evidence of the date of claim is within the warranty period. To validate your warranty, please keep your original purchase receipt together with these warranty conditions for the duration of the warranty period. To claim your warranty, you must log in to your account at LELO.COM and then select the option to make a warranty claim.

Shipping costs are non-refundable. This undertaking is in addition to the consumer's statutory rights and does not affect those rights in any way.

DISPOSAL INFORMATION

Disposal of old electronic equipment (applicable in the EU and other European countries with separate waste collection systems):

The crossed-out dustbin symbol indicates that this pleasure object should not be treated as household waste, but rather be brought to the appropriate collection point for the recycling of electrical and electronic equipment.



RoHS



UK
CA

FC



SERIAL NO.

SN

IPX 7



MANUFACTURER DATE



CLASS B DIGITAL APPARATUS



FOLLOW INSTRUCTION FOR USE



DISCLAIMER: Users of this product do so at their own risk. Neither LELO nor its retailers assume any responsibility or liability for the use of this product. Changes or modifications not expressly approved by the manufacturer may void the user's authority to operate the equipment. The model may be changed for improvements without notice.

© 2022 LELoI AB. All rights reserved.

LELoI AB, Karlavägen 41, 114 31 Stockholm, Sweden.

Distributed in the US by LELo Inc., 5799 Fontanoso Way, San Jose, CA 95138, USA.

Distributed in Australia by LELo Oceania 6 Prohasky Street, Port Melbourne, VIC 3207, Australia.

Designed and developed by LELo Sweden.

Made in China.

US and International patents or patent applications apply to this product: visit <https://www.lelo.com/intellectual-property>

www.lelo.com